

Pastor views of the end times

Survey of 1,000 Pastors from Evangelical and Historically Black Denominations




**Sponsored by Chosen
People Ministries**

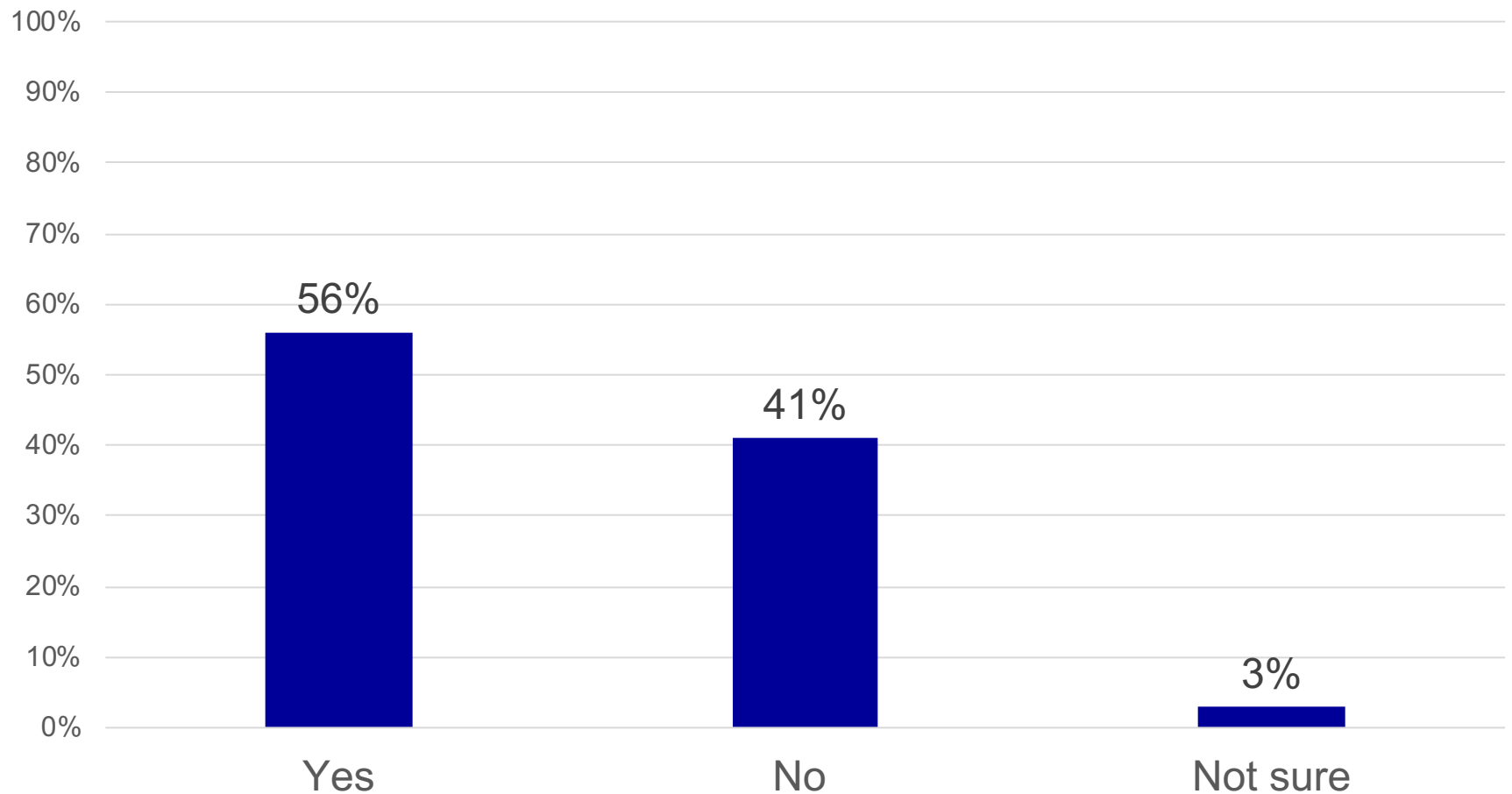
Methodology

- The phone survey of 1,000 pastors from Evangelical and Historically Black denominations was conducted January 24 – February 11, 2020
- The calling list was a stratified random sample, drawn from a list of all Evangelical and Historically Black churches. Quotas were used for church size
- Each interview was conducted with the senior pastor, minister or priest of the church called
- Responses were weighted by region to more accurately reflect the population
- The completed sample is 1,000 surveys
- The sample provides 95% confidence that the sampling error does not exceed $\pm 3.2\%$
- Margins of error are higher in sub-groups

Survey Responses

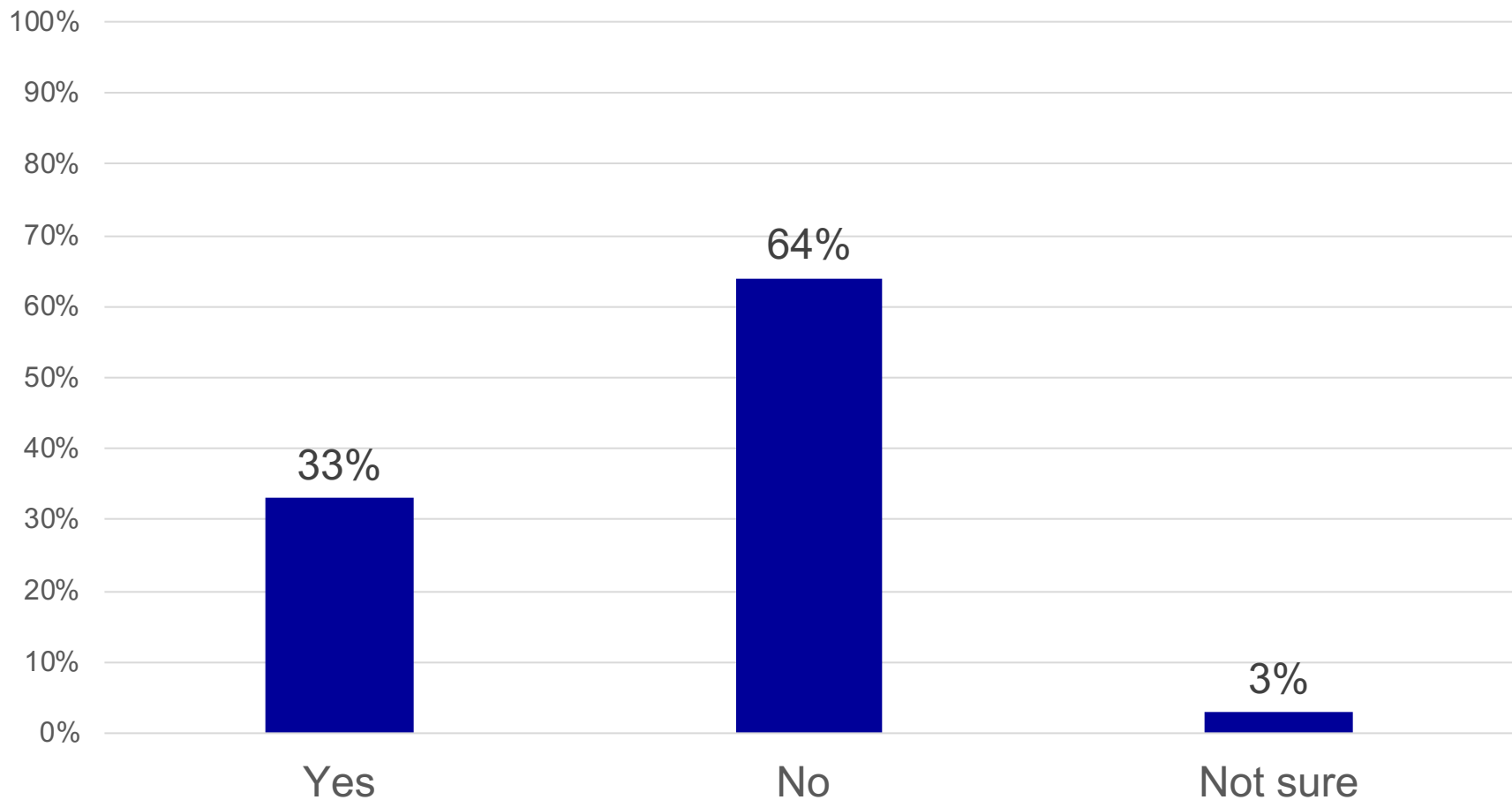


56% say their church has a stated position on the sequence of end times events

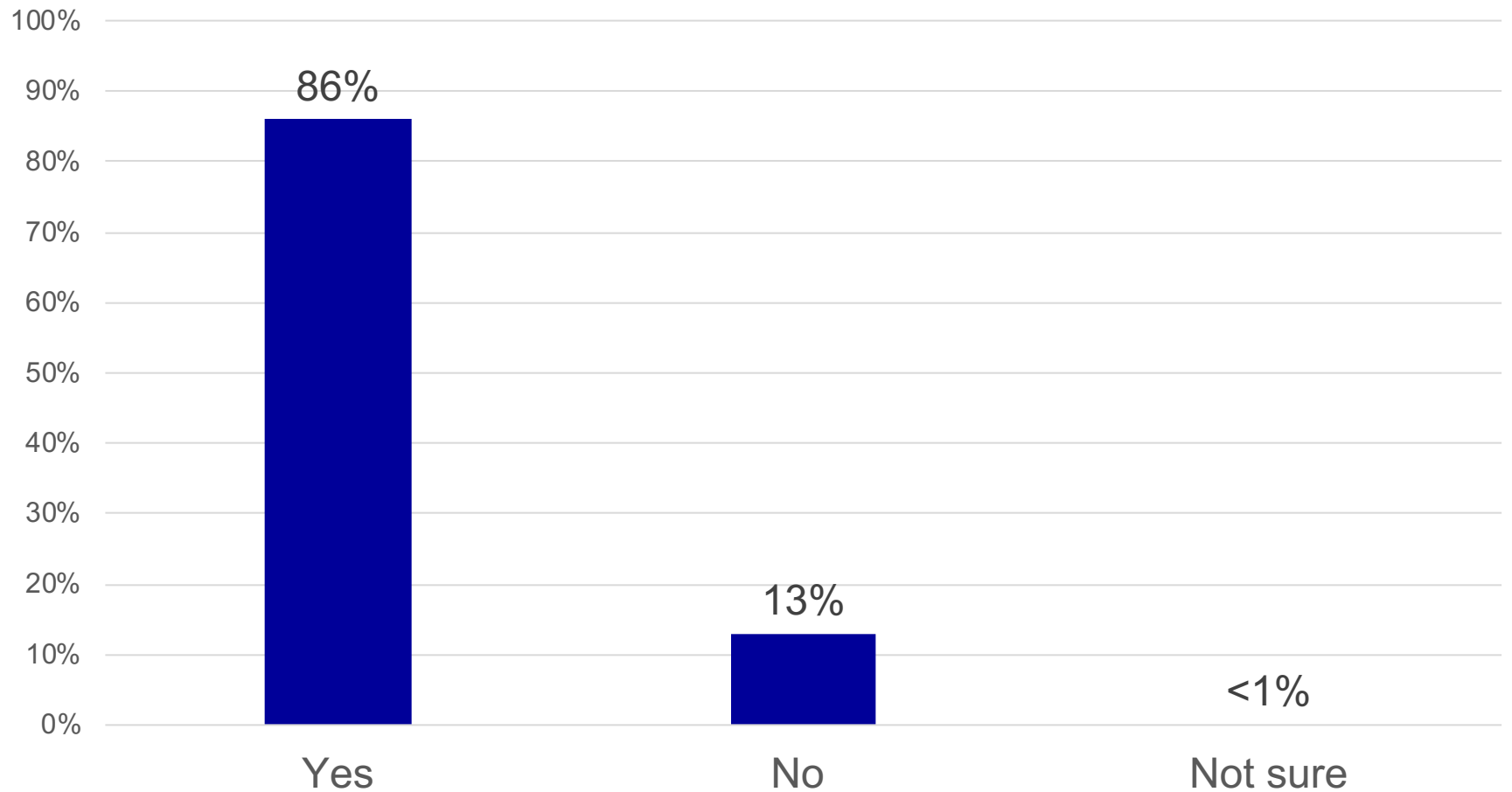


Q2: "Does your church have a stated position on the sequence of end times events (for example, an Amillennial, Premillennial, or a Post-millennial position)?" n=1,000

64% say their church does not require staff to hold specific end times beliefs

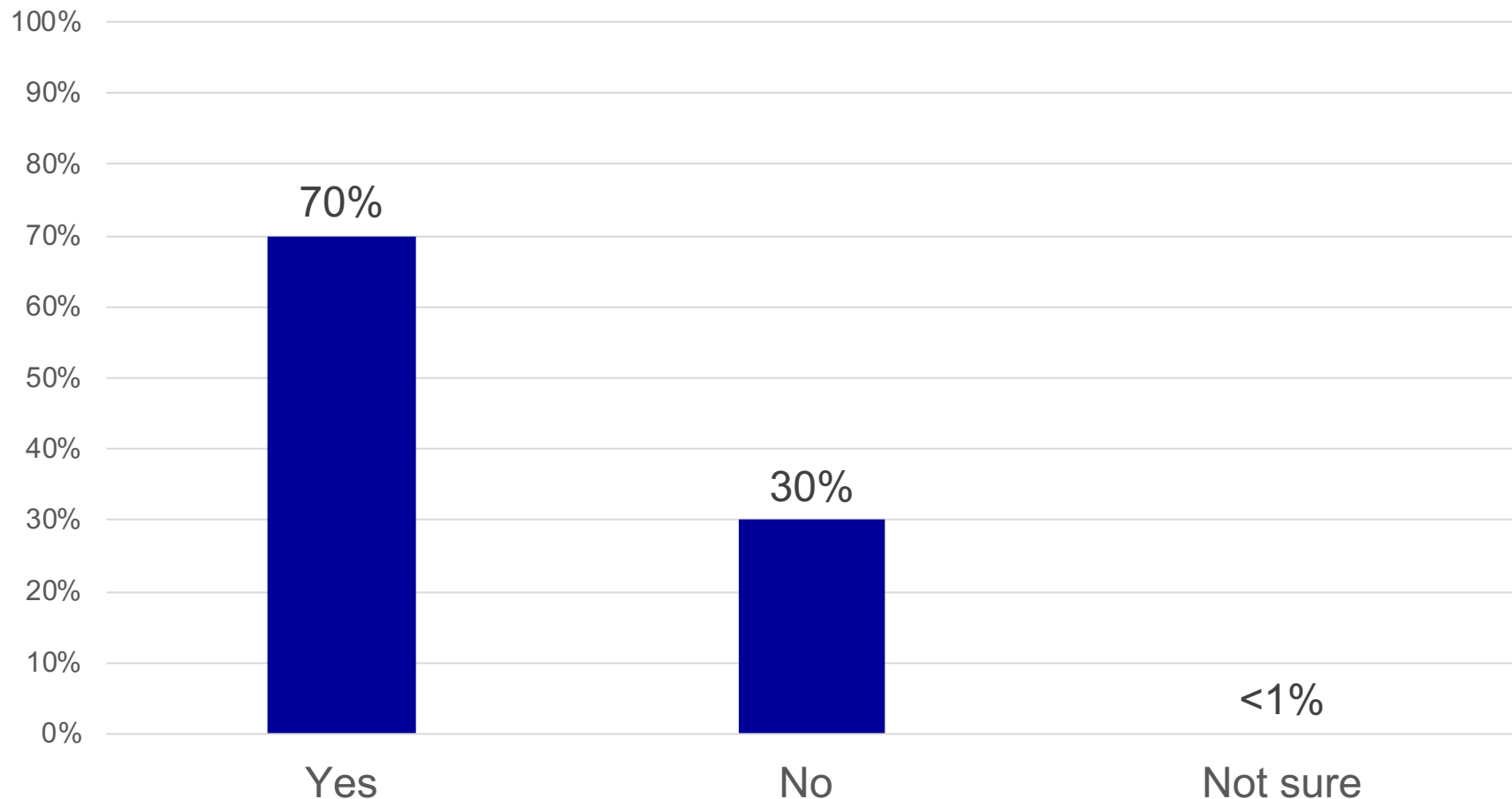


86% attended Bible college or seminary



70% of those who attended Bible college or seminary took a course on eschatology

Among those who attended Bible college or seminary

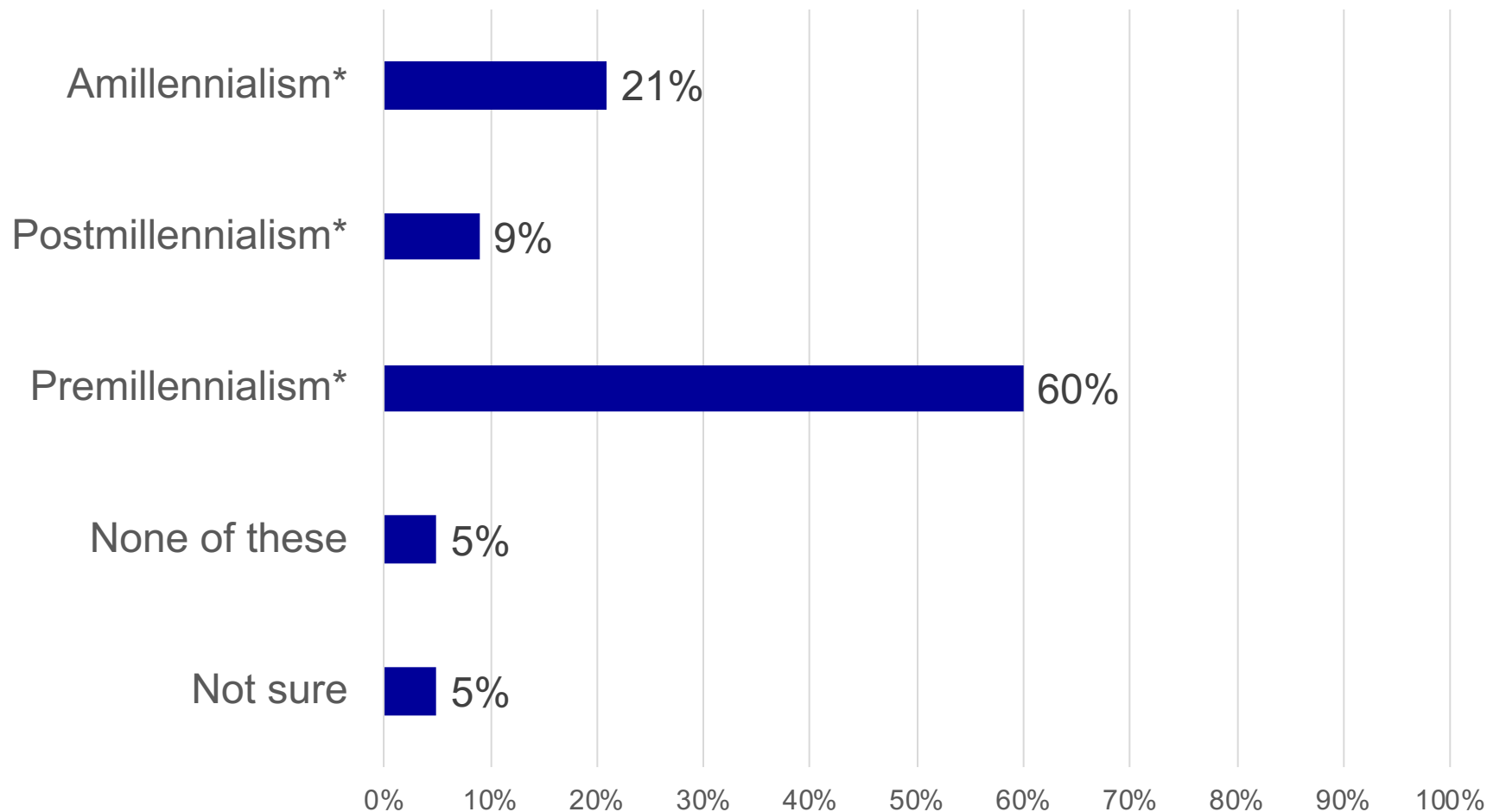


“Which one of the following statements best fits your views on the millennium described in Revelation 20? This chapter says that Christ shall reign ‘a thousand years.’ Would you say this means...”

Provided answer options:

1. The millennium is a symbolic way of describing the period between Christ’s ascension and second coming where Christ is reigning spiritually (often called amillennialism).
2. The millennium is not a literal 1,000 years, but an era in which the world will gradually grow more Christian and just ending with Christ’s second coming (often called postmillennialism).
3. The millennium will be a future literal 1,000-year period during which Jesus reigns on earth following Christ’s second coming (often called premillennialism).

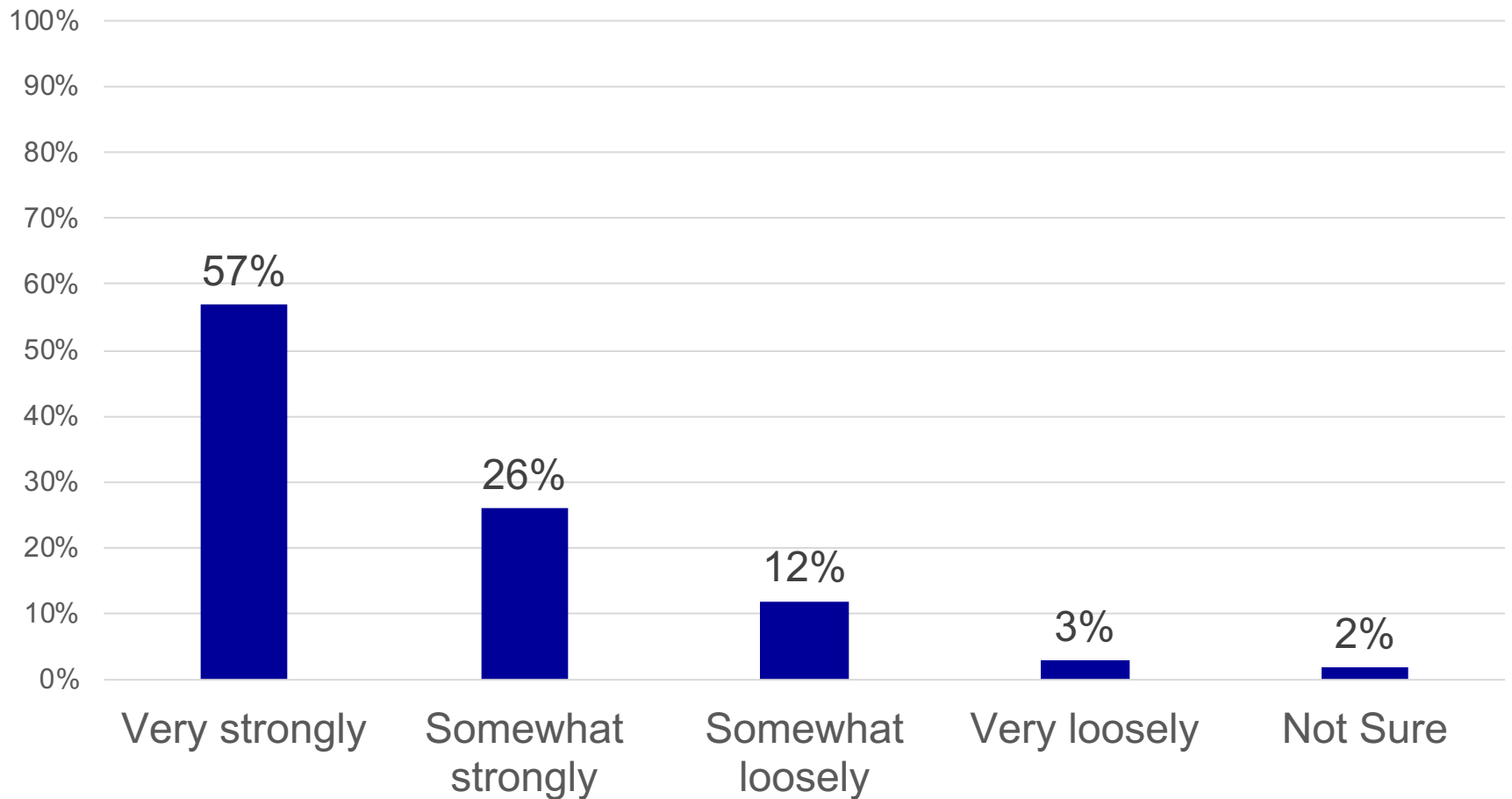
60% say that Premillennialism best represents their views on the millennium described in Revelation 20



*see previous page for full option text

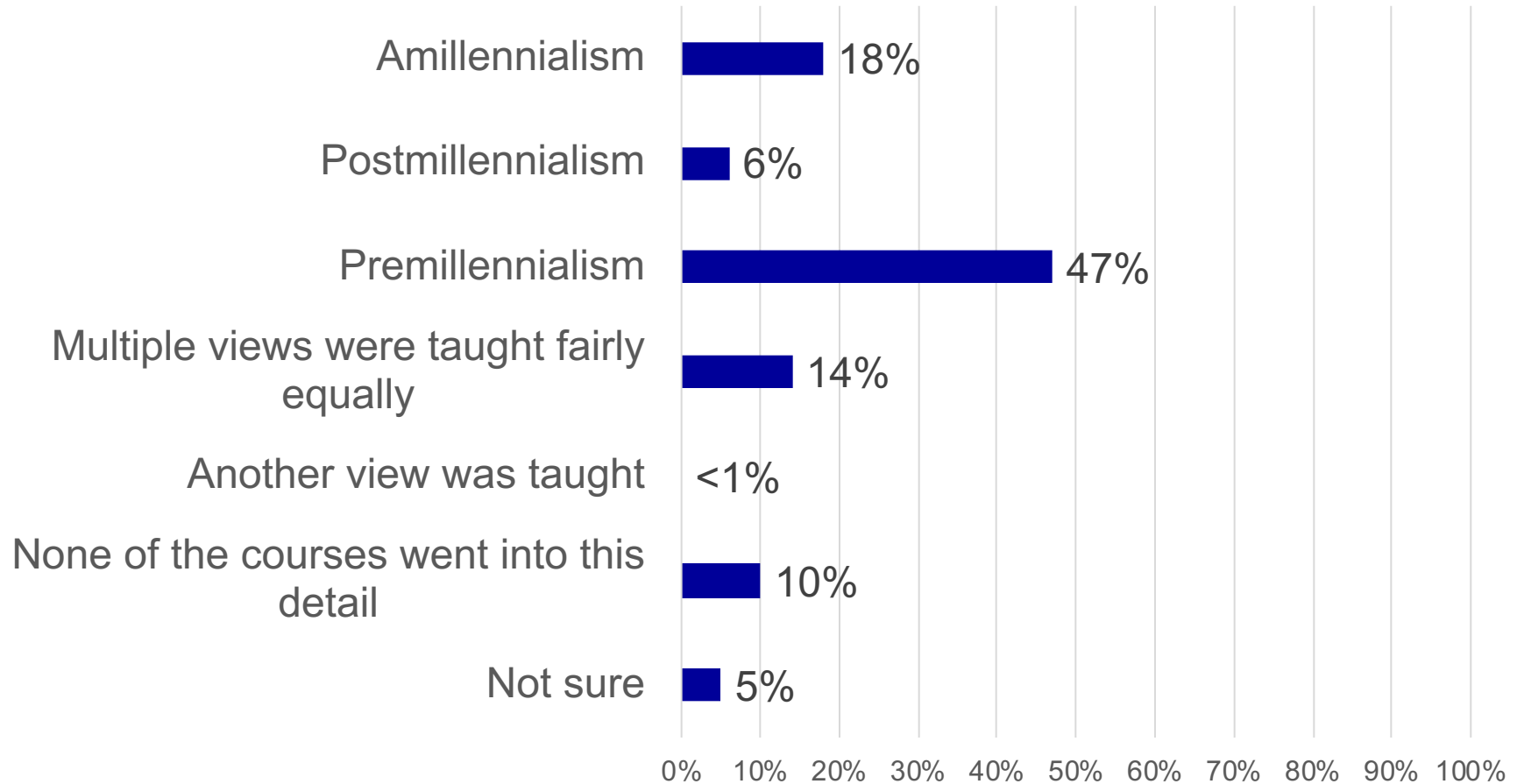
Q6: "Which one of the following statements best fits your views on the millennium described in Revelation 20? This chapter says that Christ shall reign "a thousand years." Would you say this means..." n=1,000

83% say they strongly hold to their beliefs about the millennium

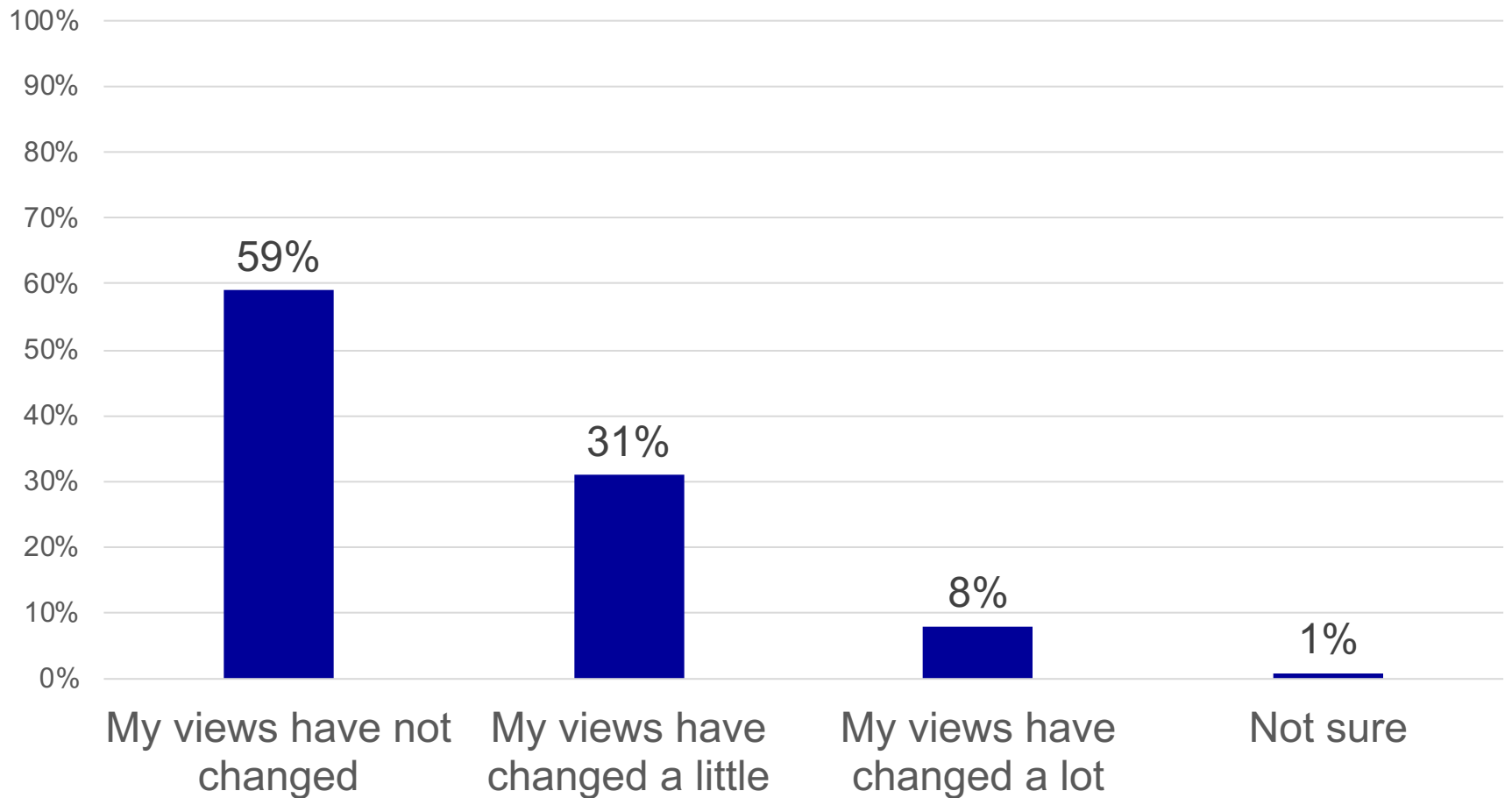


47% say that Premillennialism best describes the views taught in their Bible college or seminary

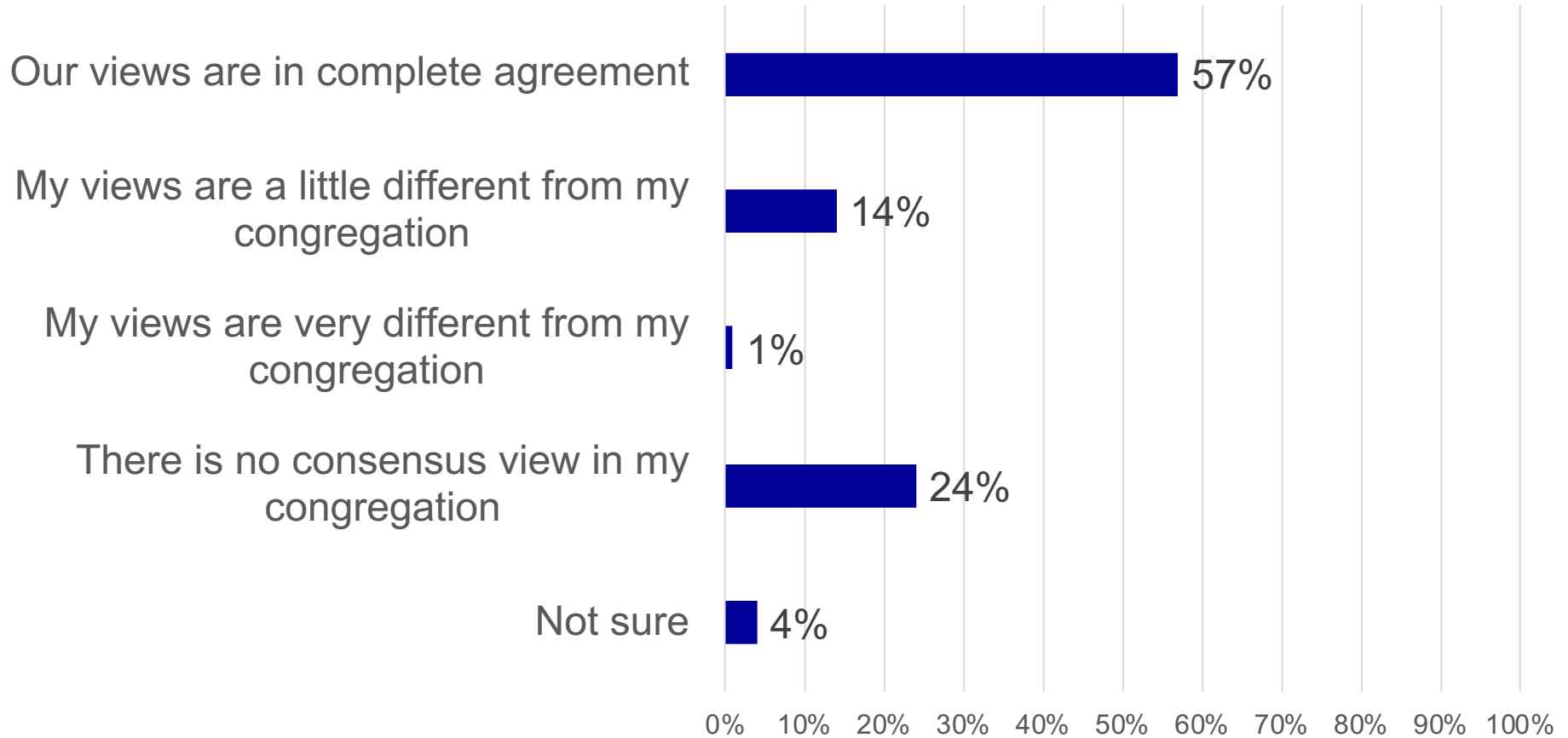
Among those who attended Bible college or seminary



59% say their views on the end times have not changed since finishing school

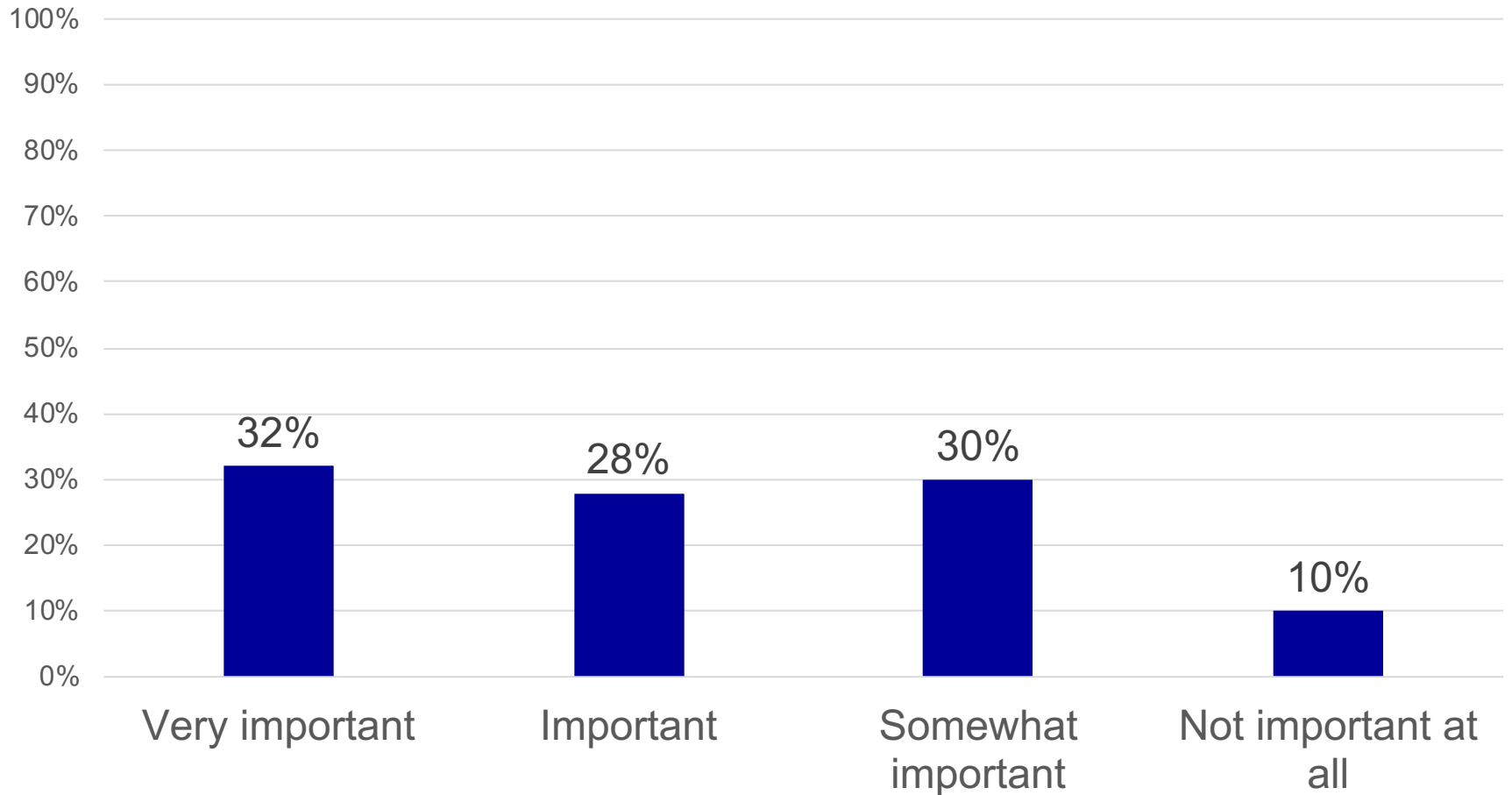


57% say that their current views on the end times match a majority of their congregation's views

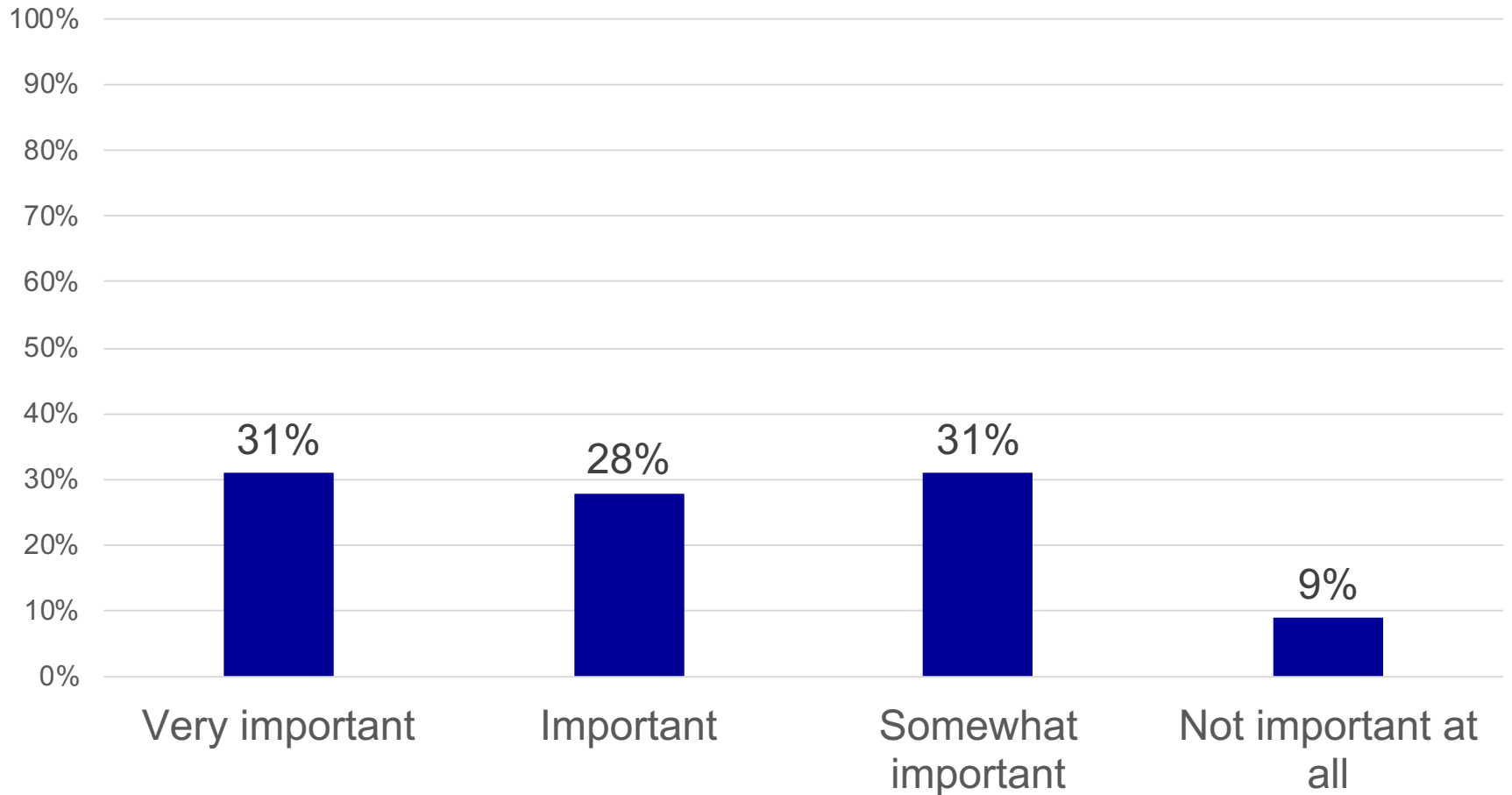


Q10: "Thinking of your current views of the end times, how much do they match the position of your church or views of the majority of your congregation?" n=1,000

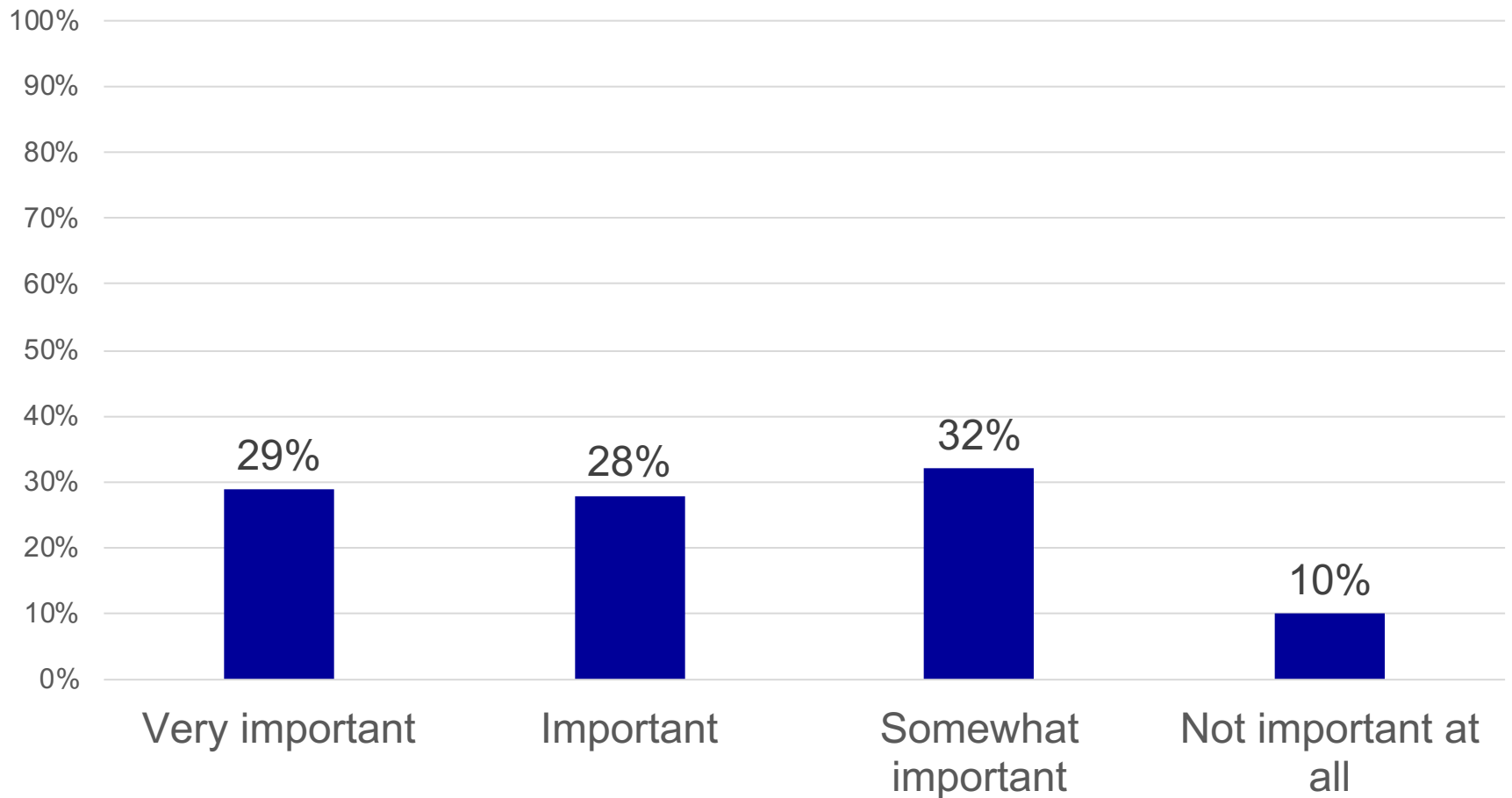
60% believe preaching end time prophecies from the book of Revelation is important



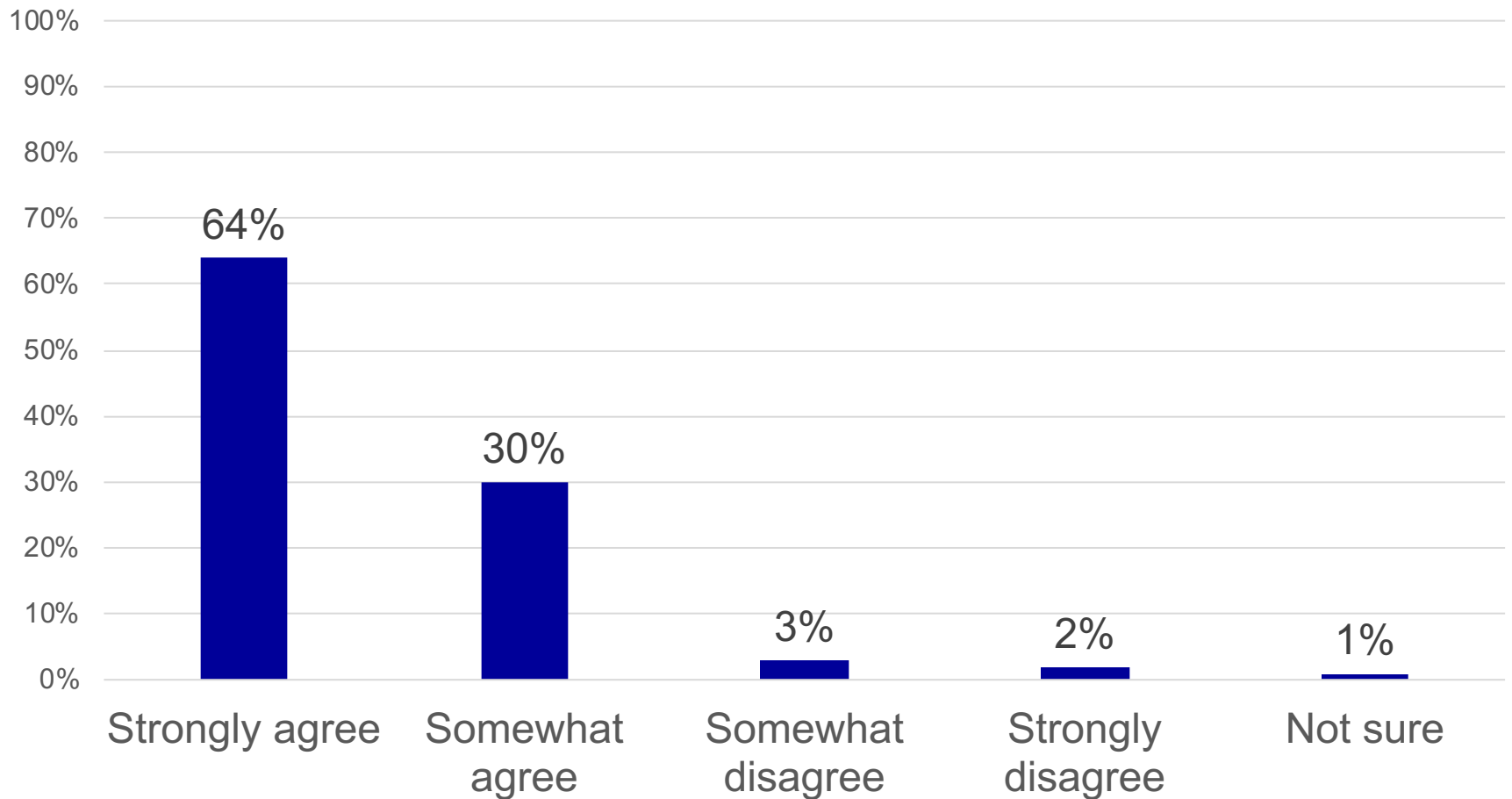
60% believe preaching end time prophecies from the Old Testament is important



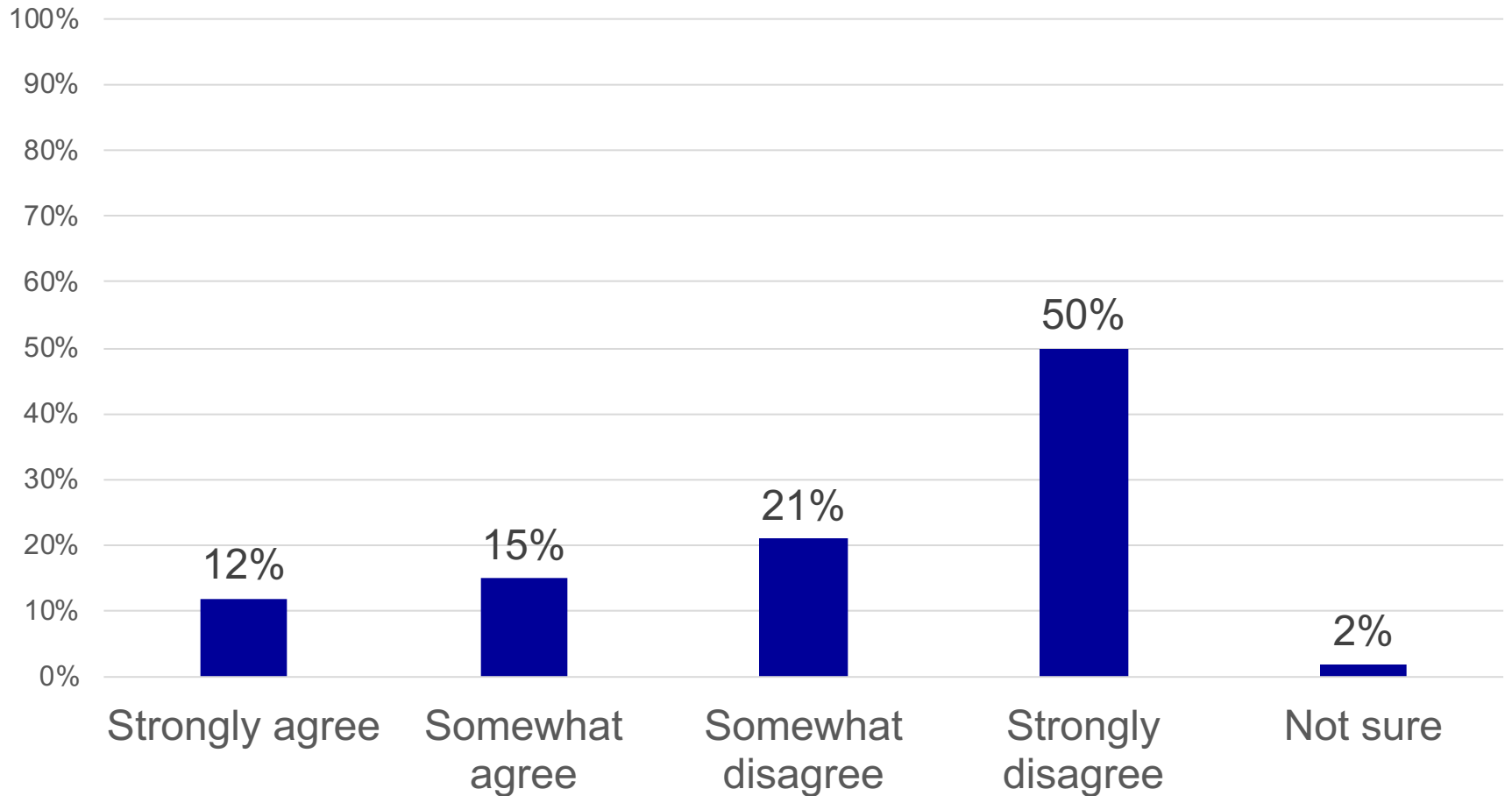
57% say that spending time studying eschatology is important



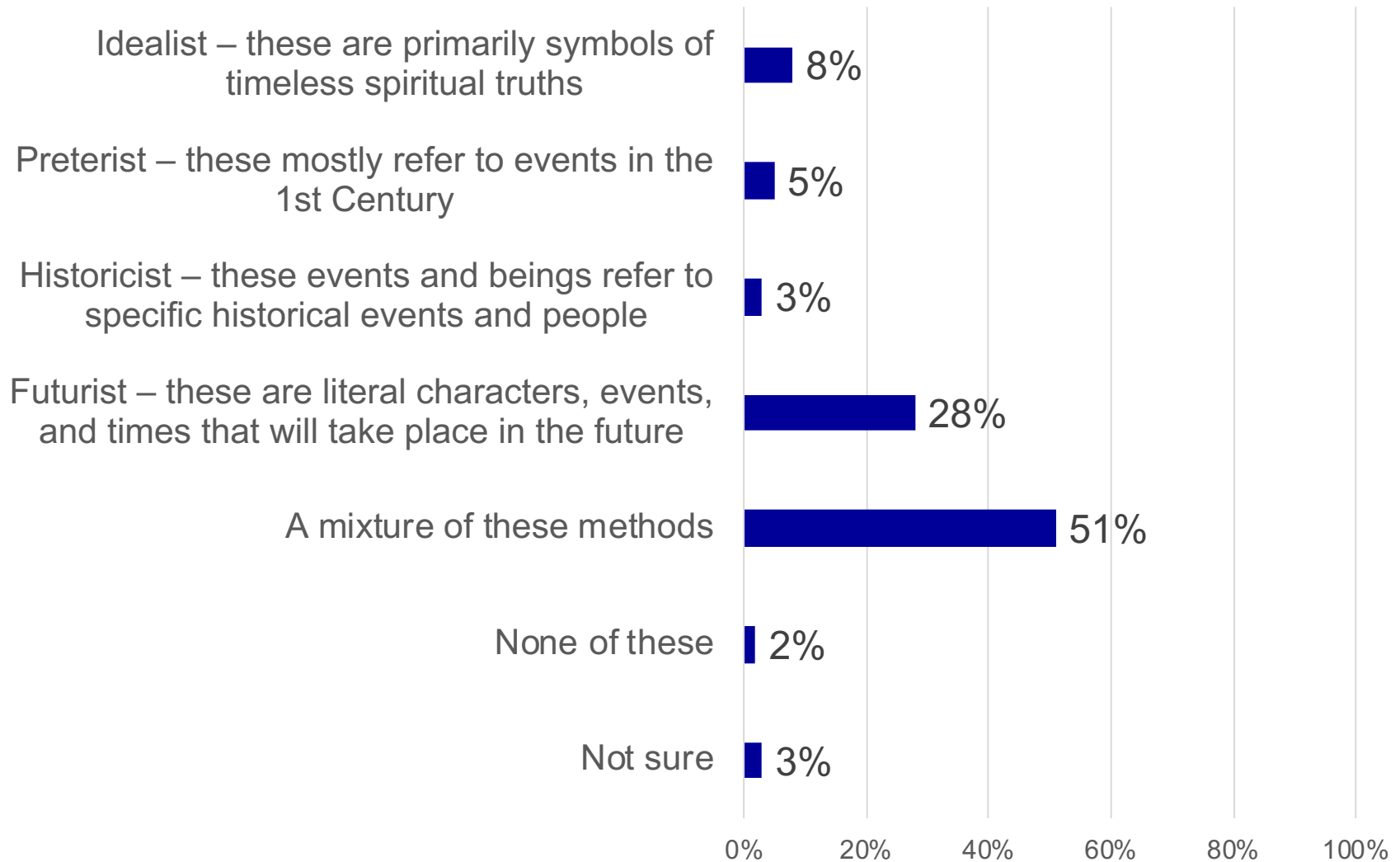
94% feel equipped to teach on future prophecies found in the Bible



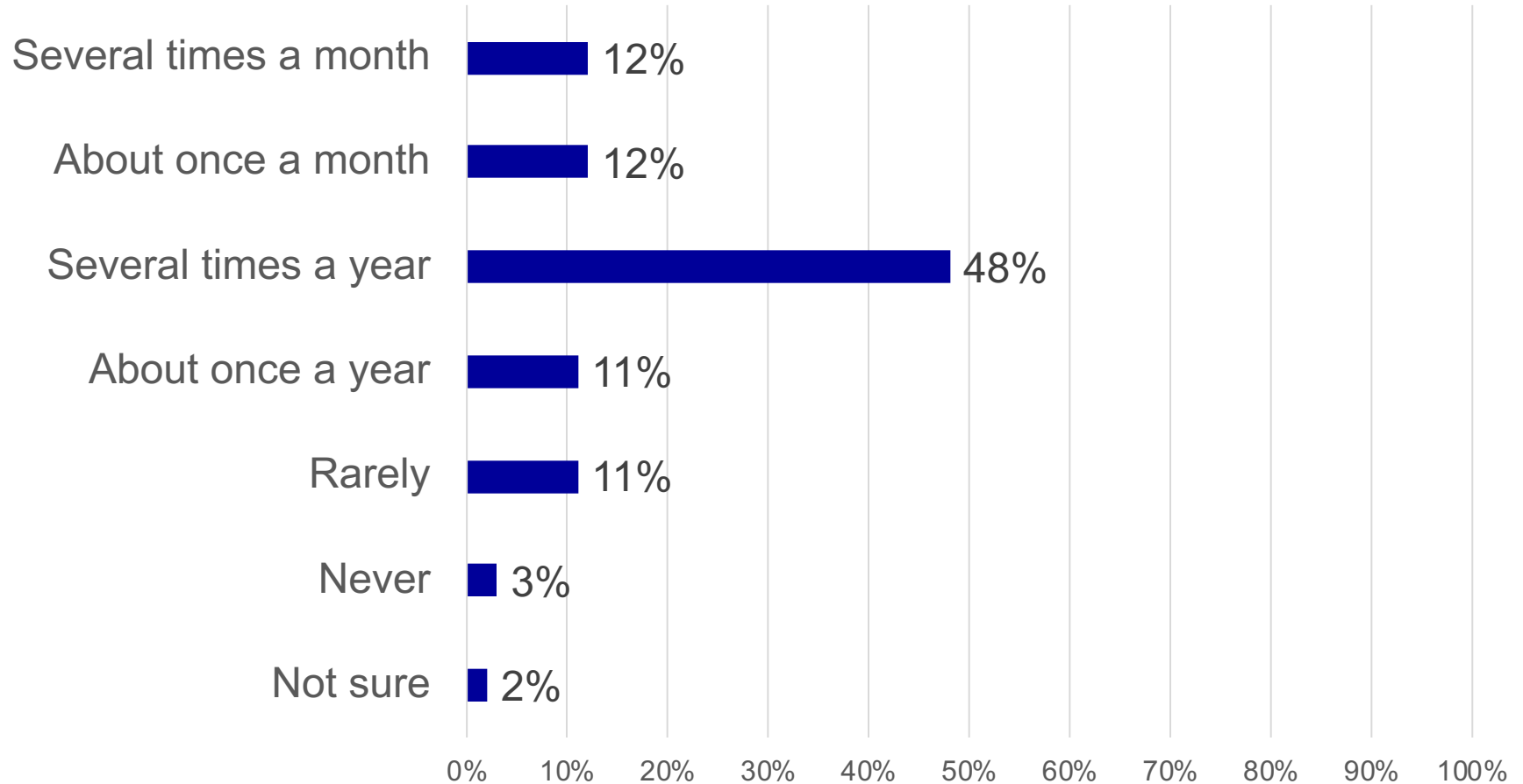
27% agree that interpreting the end times is a divisive issue within their congregation



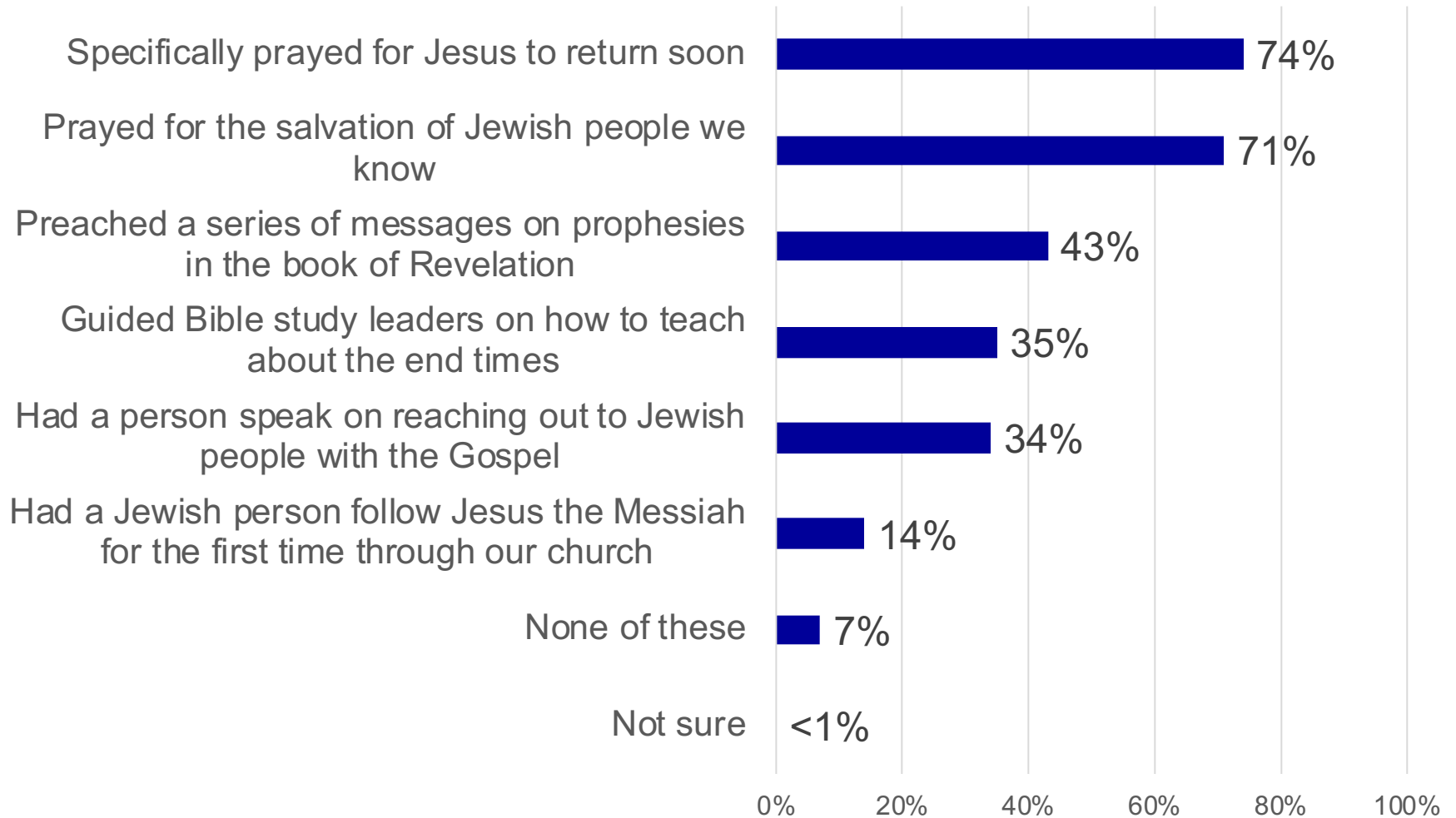
Methods used to interpret the book of Revelation




24% say they speak to their church about end times prophecy at least once a month



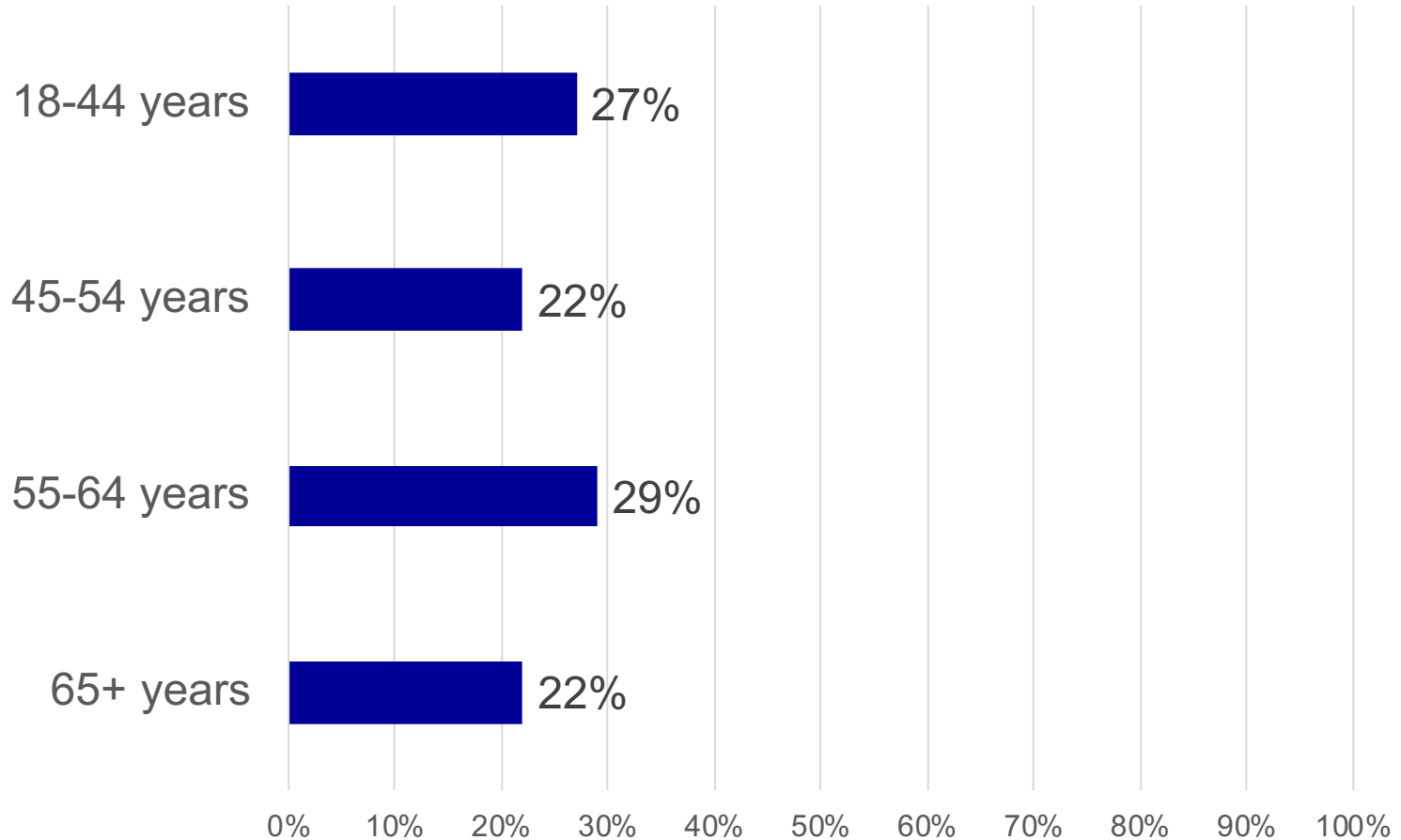
“In the last year, has your church had any of the following activities?”



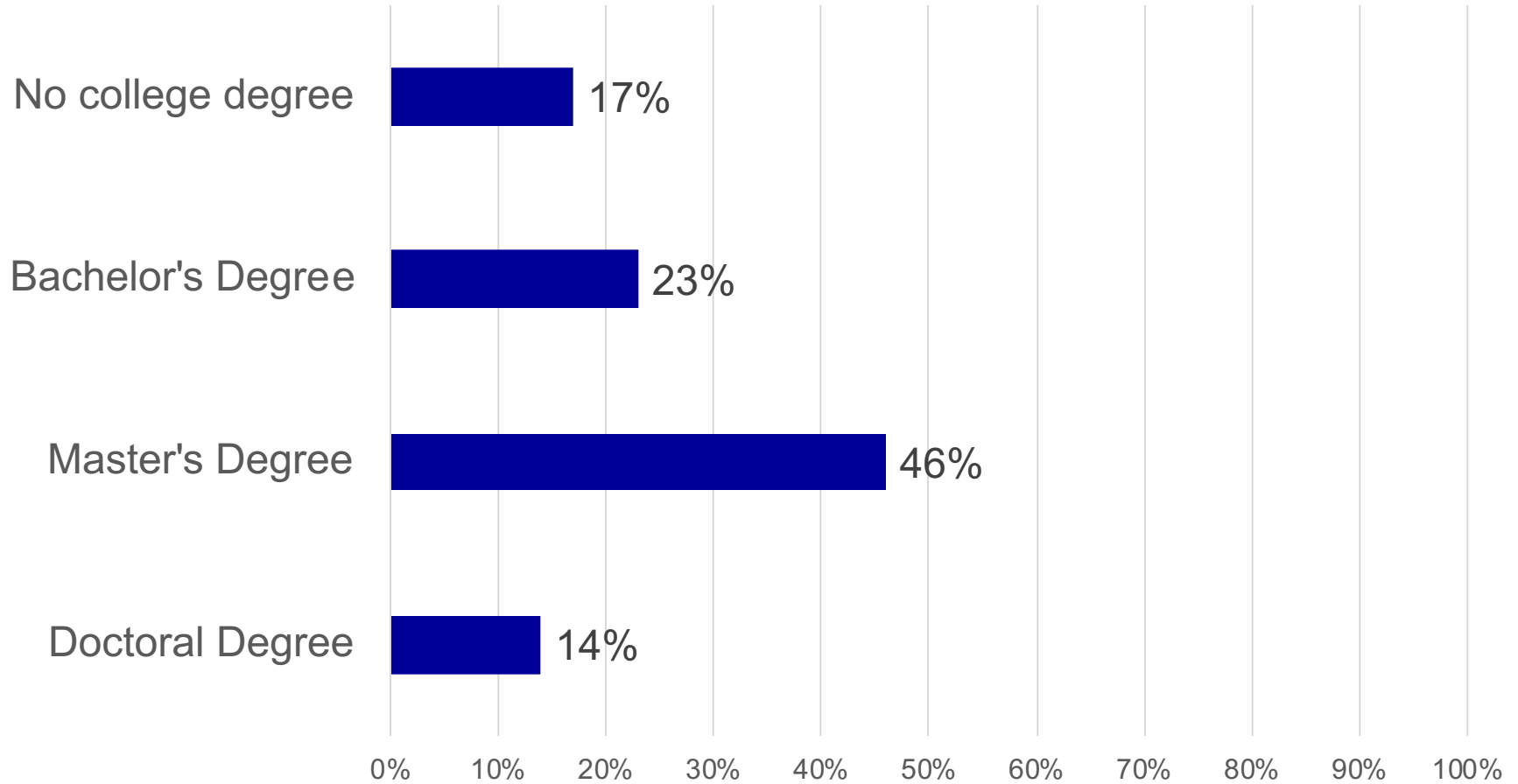
Demographics



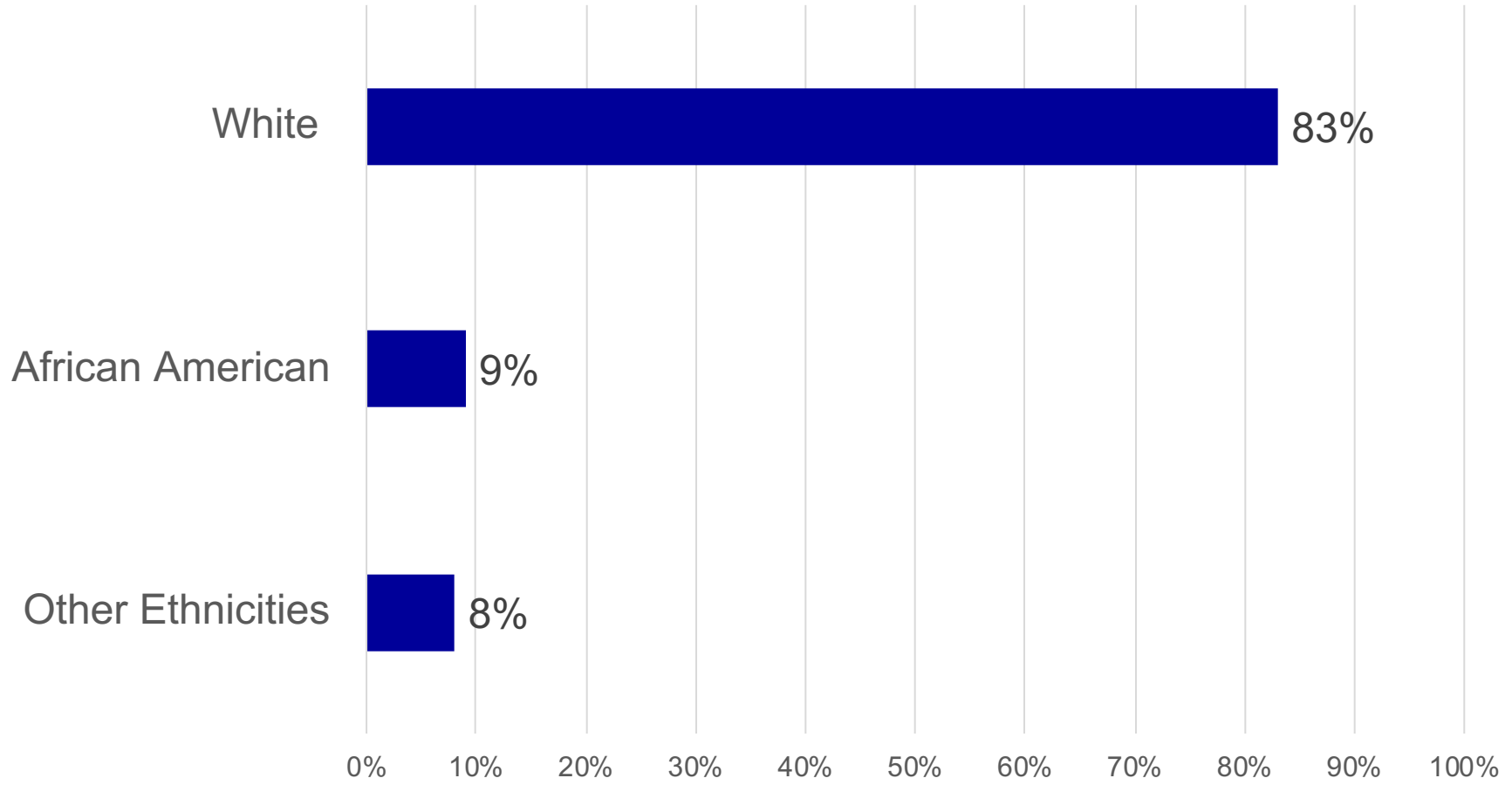
Age of participants



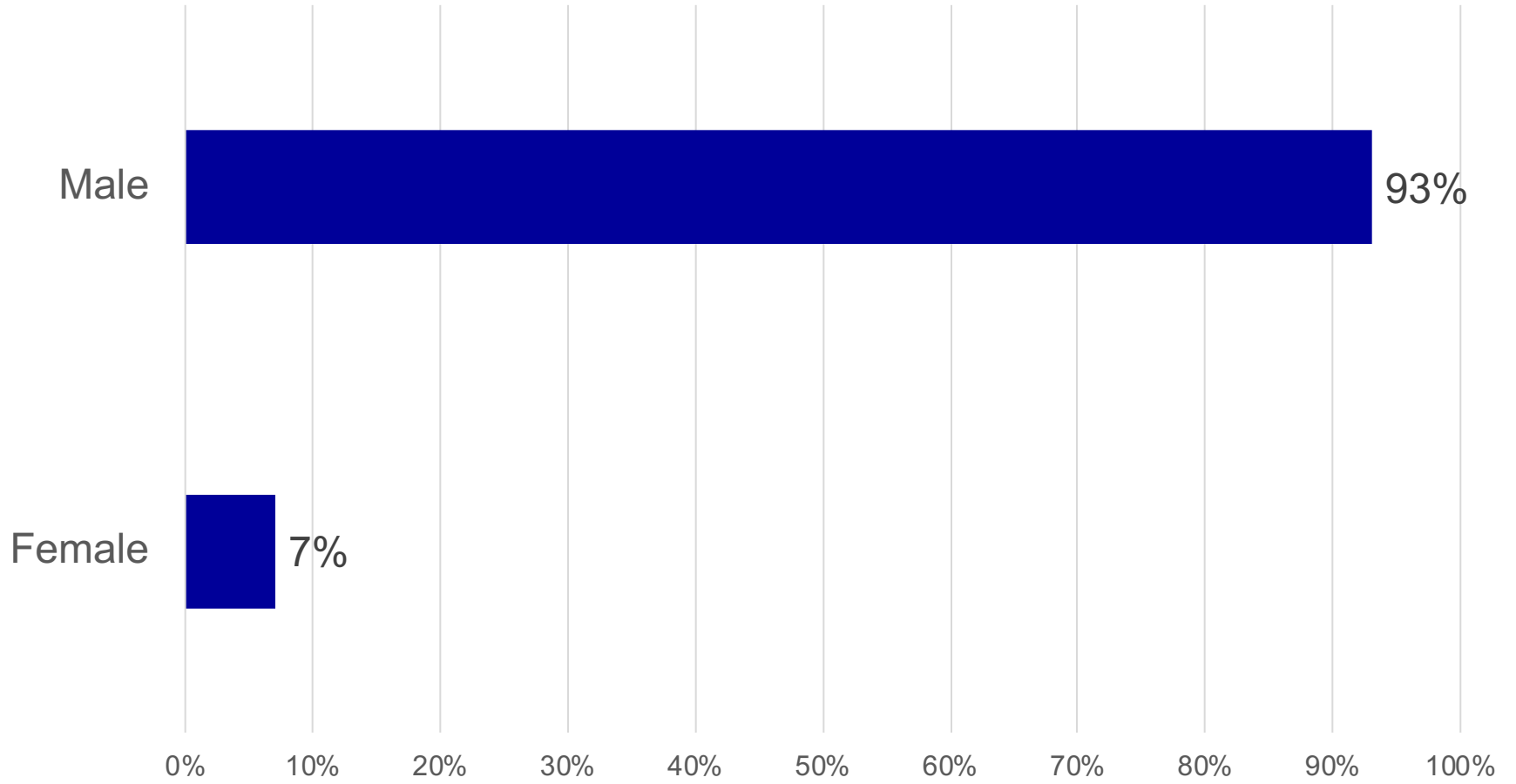
Education level of participants



Ethnicity of participants



Gender of participants



Significant Differences

Pastor

Ethnicity

Age

Education Level

Self-identified Eschatological Stance

Church

Region

Denomination

Average Attendance

Significant Statistical Differences

Comparisons were made to determine if there are any significant statistical differences among the pastor's ethnicity, age, education, and self-identified eschatological stance.

Ethnicity	Age	Education	Self-Identified
White	18-44	No College Degree	Amillennial
African-American	45-54	Bachelor's Degree	Postmillennial
Other Ethnicity	55-64	Master's Degree	Premillennial
	65+	Doctoral Degree	

Significant Statistical Differences

Comparisons were made to determine if there are any significant statistical differences among the church's region, denomination, and attendance.

Region	Denomination	Attendance
Northeast	Baptist	0-49
South	Lutheran	50-99
Midwest	Pentecostal	100-249
West	Christian/ Church of Christ	250+

Does your church have a stated position on the sequence of end times events (for example, an Amillennial, Premillennial, or a Post-millennial position)?

- Pastors age 55-64 (62%) are more likely to select “Yes” than pastors age 18-44 (51%) and 45-54 (53%)
- Pastors with a Bachelor’s degree (62%) are more likely to select “Yes” than those with a Master’s degree (54%)
- Christian/Church of Christ pastors are least likely to select “Yes” (34%)
- Pastors of churches with attendance of 50-99 (60%) are more likely to select “Yes” than those with attendance of 250+ (49%)
- Male pastors (58%) are more likely to select “Yes” than female pastors (33%)
- Premillennial pastors (68%) are more likely to select “Yes” than Amillennial (45%) and Postmillennial pastors (43%)

Does your church require ministerial staff to hold specific end times beliefs as a condition of employment?

- Pastors with a Bachelor's degree (36%) are more likely to select "Yes" than those with no college degree (26%)
- Pastors in the Northeast (38%) and Midwest (40%) are more likely to select "Yes" than those in the South (28%)
- Lutherans (53%) are most likely to select "Yes", while Christian/Church of Christ pastors are least likely (23%)

Did you attend a Bible college or seminary?

- White pastors (87%) and pastors of Other Ethnicities (89%) are more likely to select “Yes” than African American pastors (77%)
- Pastors age 65+ are least likely to select “Yes” (79%)
- Pastors with no college degree are least likely to select “Yes” (52%)
- Pastors in the Midwest (92%) are more likely to select “Yes” than those in the South (83%)
- Lutherans are most likely to select “Yes” (99%)
- Pastors of churches with attendance of 100-249 (89%) are more likely to select “Yes” than those with attendance less than 50 (83%)
- Male pastors (88%) are more likely to select “Yes” than female pastors (63%)
- Amillennial pastors (94%) are more likely to select “Yes” than Premillennial pastors (84%)

Did you take any whole courses dedicated to eschatology – the study of end times?

- Pastors age 55-64 (73%) are more likely to select “Yes” than those age 18-44 (64%)
- Pastors in the Northeast (80%) are more likely to select “Yes” than those in the South (67%)
- Baptists (72%) and Pentecostals (76%) are more likely to select “Yes” than Christian/Church of Christ (55%)
- Premillennial pastors (75%) are more likely to select “Yes” than Amillennial (67%) and Postmillennial pastors (60%)

Which one of the following statements best fits your views on the millennium described in Revelation 20?

- African American pastors are most likely to select “Postmillennialism” (24%) and least likely to select “Premillennialism” (39%)
- Compared to pastors age 55-64, those age 18-44 are more likely to select “Postmillennialism” (14% v 6%) and less likely to select “Premillennialism” (52% v 66%)
- Pastors with a Master’s degree (30%) or Doctoral degree (23%) are more likely to select “Amillennialism” than those with no college degree (11%) or a Bachelor’s (11%)
- Pastors with a Master’s degree are least likely to select “Premillennialism” (51%)
- Pastors in the Midwest are most likely to select “Amillennialism” (28%) and least likely to select “Premillennialism” (50%)

Which one of the following statements best fits your views on the millennium described in Revelation 20?(continued)

- Lutherans (71%) and Christian/Church of Christ (44%) are more likely to select “Amillennialism” than Baptists (9%) and Pentecostals (5%)
- Christian/Church of Christ (21%) are more likely to select “Postmillennialism” than Baptists (6%) and Pentecostals (6%)
- Baptists (80%) and Pentecostals (84%) are more likely to select “Premillennialism” than Lutherans (2%) and Christian/Church of Christ (20%)
- Pastors of churches with attendance of 250+ (14%) are more likely to select “Postmillennialism” than those with attendance of 50-99 (8%)
- Compared to male pastors, female pastors are more likely to select “Postmillennialism” (24% v 8%) and less likely to select “Premillennialism” (46% v 61%)

How strongly do you hold to your beliefs about the millennium?

- Pastors age 55-64 (64%) and 65+ (67%) are more likely to select “Very strongly” than those age 18-44 (44%) and 45-54 (52%)
- Pastors with a Master’s degree are least likely to select “Very strongly” (49%)
- Lutherans are most likely to select “Very Strongly” (82%), while Christian/Church of Christ are least likely (42%)
- Pastors of churches with attendance less than 50 are most likely to select “Very strongly” (67%)
- Male pastors (58%) are more likely to select “Very strongly” than female pastors (37%)
- Premillennial pastors (65%) are more likely to select “Very strongly” than Amillennial (51%) and Postmillennial pastors (43%)

Which of these 3 views best describes the views taught in the Bible college or seminary classes you attended?

- African American pastors (22%) and Other Ethnicities (10%) are more likely to select “Postmillennialism” than White pastors (4%)
- White pastors (49%) are more likely to select “Premillennialism” than African American pastors (32%)
- Pastors age 18-44 (14%) are more likely to select “None of the courses went into this detail” than those age 55-64 (7%)
- Pastors with a Master’s degree (24%) are more likely to select “Amillennialism” than those with a Bachelor’s (13%) or Doctoral degree (12%)
- Pastors with a Bachelor’s degree (9%) are more likely to select “Postmillennialism” than those with a Master’s (4%)
- Pastors with a Bachelor’s (56%) are more likely to select “Premillennialism” than those with a Master’s (42%) or Doctoral degree (45%)
- Pastors with a Doctoral degree (21%) are more likely to select “Multiple views were taught fairly equally” than those with no college degree (7%) or a Bachelor’s (9%)

Which of these 3 views best describes the views taught in the Bible college or seminary classes you attended? (continued)

- Pastors in the Midwest are most likely to select “Amillennialism” (27%)
- Pastors in the Northeast (55%) and West (53%) are more likely to select “Premillennialism” than those in the Midwest (42%)
- Lutherans (72%) and Christian/Church of Christ (44%) are more likely to select “Amillennialism” than Baptists (4%) and Pentecostals (10%)
- Christian/Church of Christ (15%) are more likely to select “Postmillennialism” than Baptists (5%) and Lutherans (2%)
- Baptists (63%) and Pentecostals (58%) are more likely to select “Premillennialism” than Lutherans (2%) and Christian/Church of Christ (12%)
- Baptists (17%) are more likely to select “Multiple views were taught fairly equally” than Lutherans (6%) and Pentecostals (6%)
- Christian/Church of Christ (17%) are more likely to select “None of the courses went into this detail” than Baptists (6%) and Pentecostals (6%)

Which of these 3 views best describes the views taught in the Bible college or seminary classes you attended? (continued)

- Compared to male pastors, female pastors are more likely to select “Postmillennialism” (14% v 6%) and less likely to select “Premillennialism” (25% v 48%)
- Amillennial pastors are most likely to select “Amillennialism” (58%)
- Postmillennial pastors are most likely to select “Postmillennialism” (32%)
- Premillennial pastors are most likely to select “Premillennialism” (69%)

Thinking of your current views of the end times, how much do they match what your own views were when you finished school?

- Pastors of Other Ethnicities are most likely to select “My views have changed a lot” (17%)
- Pastors age 45-54 (13%) are more likely to select “My views have changed a lot” than those age 18-44 (5%) and 55-64 (6%)
- Pastors with a no college degree (12%) are more likely to select “My views have changed a lot” than those with a Bachelor’s degree (5%)
- Lutherans are most likely to select “My views have not changed” (85%)
- Postmillennial pastors are least likely to select “My views have not changed” (45%), and most likely to select “My views have changed a little” (47%)

Thinking of your current views of the end times, how much do they match the position of your church or views of the majority of your congregation?

- Pastors age 55-64 (60%) and 65+ (62%) are more likely to select “Our views are in complete agreement” than those age 18-44 (50%)
- Pastors age 18-44 (29%) and 45-54 (29%) are more likely to select “There is no consensus view in my congregation” than those age 55-64 (20%)
- Lutherans are most likely to select “Our views are in complete agreement” (81%), while Christian/Church of Christ are least likely (46%)
- Christian/Church of Christ pastors (27%) are more likely to select “There is no consensus view in my congregation” than Lutherans (10%) and Pentecostals (14%)

Thinking of your current views of the end times, how much do they match the position of your church or views of the majority of your congregation? (continued)

- Pastors of churches with attendance less than 50 are most likely to select “Our views are in complete agreement” (67%) and least likely to select “There is no consensus view in my congregation” (16%)
- Compared to male pastors, female pastors are less likely to select “My views are a little different from my congregation” (4% v 15%) and more likely to select “There is no consensus view in my congregation” (39% v 23%)
- Premillennial pastors (64%) are more likely to select “Our views are in complete agreement” than Amillennial (48%) and Postmillennial pastors (45%)
- Amillennial (32%) and Postmillennial pastors (38%) are more likely to select “There is no consensus view in my congregation” than Premillennial pastors (17%)

“Preaching end times prophecies from the book of Revelation”

Percent selecting “Very Important/Important”:

- Pastors age 65+ (68%) are more likely to select than those age 18-44 (54%) and 45-54 (59%)
- Pastors with no college degree are most likely to select (74%)
- Pastors in the Northeast (65%) and South (64%) are more likely to select than those in the Midwest (52%)
- Baptists (68%) and Pentecostals (74%) are more likely to select than Lutherans (55%) and Christian/Church of Christ (45%)
- Pastors of churches with attendance less than 50 (66%) are more likely to select than those with attendance 250+ (54%)
- Premillennial pastors (68%) are more likely to select than Amillennial (50%) and Postmillennial pastors (45%)

“Preaching end times prophecies from the Old Testament prophetic books”

Percent selecting “Very Important/Important”:

- Pastors of Other Ethnicities (71%) are more likely to select than White pastors (58%)
- Pastors age 65+ are most likely to select (70%)
- Pastors with no college degree are most likely to select (73%)
- Pastors in the South (63%) are more likely to select than those in the Midwest (54%)
- Pentecostals are most likely to select (76%)
- Pastors of churches with attendance less than 50 (67%) are more likely to select than those with attendance 100-249 (58%) and 250+ (54%)
- Premillennial pastors (68%) are more likely to select than Amillennial (46%) and Postmillennial pastors (50%)

“Personally spending time studying eschatology and the end times”

Percent selecting “Very Important/Important”:

- Pastors of Other Ethnicities (69%) are more likely to select than White pastors (56%)
- Pastors with no college degree (69%) are more likely to select than those with a Bachelor’s (59%) or Master’s (51%) degree
- Pastors in the South (61%) are more likely to select than those in the Midwest (50%)
- Baptists (63%) and Pentecostals (67%) are more likely to select than Christian/Church of Christ (49%)
- Premillennial pastors (66%) are more likely to select than Amillennial (48%) and Postmillennial pastors (44%)

“I feel equipped to teach on future prophecies found in the Bible”

- Pastors age 65+ (70%) are more likely to Strongly Agree than those age 18-44 (58%) and 45-54 (60%)
- Pastors with a Doctoral degree are most likely to Strongly Agree (75%)
- Lutherans (76%) and Pentecostals (69%) are more likely to Strongly Agree than Christian/Church of Christ (56%)
- Male pastors (65%) are more likely to Strongly Agree than female pastors (47%)
- Premillennial (68%) and Amillennial pastors (62%) are more likely to Strongly Agree than Postmillennial pastors (50%)

“Interpreting the end times is a divisive issue within our congregation”

- African American pastors (41%) and pastors of Other Ethnicities (36%) are more likely to Agree than White pastors (24%)
- Pastors age 65+ are most likely to Agree (39%)
- Pastors with no college degree are most likely to Agree (42%)
- Pastors in the South (30%) are more likely to Agree than those in the Midwest (22%)
- Lutherans are least likely to Agree (15%)
- Pastors of churches with attendance of 50-99 (30%) are more likely to Agree than those with attendance 100-249 (22%)
- Postmillennial pastors (41%) are more likely to Agree than Amillennial (25%) and Premillennial pastors (26%)

“Which of the following best describe how you interpret the prophecies in the book of Revelation?”

- Pastors of Other Ethnicities (7%) are more likely to select Historicist than White pastors (3%)
- Pastors age 55-64 (32%) are more likely to select Futurist than those age 18-44 (23%)
- Pastors with no college degree (34%) or a Bachelor's (32%) are more likely to select Futurist than those with a Master's degree (24%)
- Pastors with a Master's degree (8%) are more likely to select Preterist than those with a no college degree (3%) or a Bachelor's (3%)
- Pastors in the South are least likely to select Historicist (1%)
- Lutherans are most likely to select Idealist (30%)
- Baptists (42%) and Pentecostals (28%) are more likely to select Futurist than Lutherans (1%) and Christian/Church of Christ (9%)
- Christian/Church of Christ pastors are most likely to select Preterist (15%)
- Pastors of churches with attendance of 50-99 (32%) are more likely to select Futurist than those with attendance 250+ (22%)

“Which of the following best describe how you interpret the prophecies in the book of Revelation?” (continued)

- Amillennial (20%) and Postmillennial pastors (17%) are more likely to select Idealist than Premillennial pastors (3%)
- Amillennial (8%) and Postmillennial pastors (14%) are more likely to select Preterist than Premillennial pastors (2%)
- Premillennial pastors (42%) are more likely to select Futurist than Amillennial (4%) and Postmillennial pastors (9%)

“How often do you speak to your church in sermons or large group messages about end times prophecy?”

- Pastors age 65+ (30%) are more likely to select “About once a month or more” than those age 18-44 (21%) and 45-54 (19%)
- Pastors age 18-44 are most likely to select “About once a year or less” (34%)
- Pastors with no college degree (32%) are more likely to select “About once a month or more” than those with a Master’s degree (20%)
- Pastors in the West (33%) are more likely to select “About once a year or less” than those in the South (23%)
- Baptists (26%) and Pentecostals (31%) are more likely to select “About once a month or more” than Christian/Church of Christ (12%)
- Pastors of churches with attendance of 250+ are least likely to select “About once a month or more” (15%)
- Female pastors (43%) are more likely to select “About once a year or less” than male pastors (23%)

“How often do you speak to your church in sermons or large group messages about end times prophecy?” (continued)

- Premillennial pastors (28%) are more likely to select “About once a month or more” than Amillennial pastors (18%)
- Amillennial (32%) and Postmillennial pastors (41%) are more likely to select “About once a year or less” than Premillennial pastors (18%)

“In the last year, has your church had any of the following activities?”

Guided Bible study leaders on how to teach about the end times

- African American pastors (46%) and Pastors of Other Ethnicities (51%) are more likely to select than White pastors (32%)
- Pastors age 65+ are most likely to select (46%)
- Pastors with no college degree are most likely to select (47%)
- Pastors in the Midwest are least likely to select (25%)
- Baptists (35%) and Pentecostals (53%) are more likely to select than Lutherans (23%) and Christian/Church of Christ (23%)
- Premillennial pastors (40%) are more likely to select than Amillennial (26%) and Postmillennial pastors (29%)

“In the last year, has your church had any of the following activities?”

Preached a series of messages on prophecies in the book of Revelation

- Pastors of Other Ethnicities are most likely to select (65%)
- Pastors age 65+ (53%) are more likely to select than those age 18-44 (35%) and 45-54 (41%)
- Pastors with no college degree (54%) are more likely to select than those with a Master’s degree (37%)
- Pastors in the South (47%) are more likely to select than those in the Midwest (37%)
- Lutherans are least likely to select (30%)
- Postmillennial (42%) and Premillennial pastors (50%) are more likely to select than Amillennial pastors (29%)

“In the last year, has your church had any of the following activities?”

Specifically prayed for Jesus to return soon

- African American pastors are least likely to select (54%)
- Pastors with a Master's degree (78%) are more likely to select than those with no college degree (67%) or a Doctoral degree (68%)
- Pastors in the Midwest (79%) are more likely to select than those in the South (71%)
- Lutherans are most likely to select (87%)

“In the last year, has your church had any of the following activities?”

Prayed for the salvation of Jewish people we know

- Pastors age 55-64 (74%) and 65+ (75%) are more likely to select than those age 18-44 (65%)
- Pastors with a Bachelor's (74%) or Doctoral degree (77%) are more likely to select than those with a Master's degree (67%)
- Pastors in the Northeast (80%) are more likely to select than those in the Midwest (65%)
- Baptists (74%) and Pentecostals (83%) are more likely to select than Lutherans (63%) and Christian/Church of Christ (53%)
- Pastors of churches with attendance of 250+ (76%) are more likely to select than those with attendance less than 50 (65%)
- Premillennial pastors (79%) are more likely to select than Amillennial (60%) and Postmillennial pastors (58%)

“In the last year, has your church had any of the following activities?”

Had a person speak on reaching out to Jewish people with the Gospel

- Pastors age 65+ (45%) are more likely to select than those age 18-44 (25%) and 55-64 (31%)
- Pastors with no college degree (41%) or a Doctoral degree (41%) are more likely to select than those with a Bachelor's (30%) or Master's degree (31%)
- Pastors in the Northeast (42%) are more likely to select than those in the Midwest (28%)
- Baptists (36%) and Pentecostals (43%) are more likely to select than Lutherans (19%) and Christian/Church of Christ (18%)
- Postmillennial (34%) and Premillennial pastors (40%) are more likely to select than Amillennial pastors (23%)

“In the last year, has your church had any of the following activities?”

Had a Jewish person follow Jesus the Messiah for the first time through our church

- Pastors of Other Ethnicities (22%) are more likely to select than White pastors (12%)
- Pastors age 18-44 are least likely to select (7%)
- Pastors in the Midwest are least likely to select (8%)
- Pentecostals are most likely to select (22%)
- Pastors of churches with attendance of 250+ are most likely to select (23%)
- Female pastors (22%) are more likely to select than male pastors (13%)

“Have you ever traveled to Israel?”

- Pastors age 18-44 are least likely to select “Yes” (12%)
- Pastors with a Master’s degree (24%) or a Doctoral degree (39%) are more likely to select “Yes” than those with no college degree (15%) or a Bachelor’s (14%)
- Baptists (26%) and Lutherans (31%) are more likely to select “Yes” than Pentecostals (18%) and Christian/Church of Christ (12%)
- Postmillennial pastors (85%) are more likely to select “No” than Premillennial pastors (76%)

Pastor views of the end times

Survey of 1,000 Pastors from Evangelical and Historically Black Denominations



**Sponsored by Chosen
People Ministries**